

Online Meeting Guide

Qantas (QAN) 2022 AGM

04 November 2022, 11:00 AEDT

Registration open from 10.30 AEDT



Attending the meeting virtually

Those attending online will be able to view a live webcast of the meeting. Shareholders and 3rd party proxies can ask questions and submit votes in real time.

To participate online visit web.lumiagm.com/314769002 on your smartphone, tablet or computer.

You will need the latest versions of Chrome, Safari, Edge or Firefox. Please ensure your browser is compatible prior to the start of the AGM. Registration will be open from 10:30am AEDT.

To log in, you must have the following information:

Meeting ID: 314-769-002

Australian residents

- **Username**
(SRN or HIN)
- **Password**
(postcode of your registered address)

Overseas residents

- **Username**
(SRN or HIN)
- **Password**
(three-character country code)
e.g. New Zealand - **NZL**; United Kingdom - **GBR**; United States of America - **USA**; Canada - **CAN**

Appointed Proxies

To receive your unique username and password, please contact Link Market Services on +61 1300 554 474.

Guests

To register as a guest, you will need to enter your name and email address.

Participating at the meeting

- 1 To participate in the meeting, you will be required to enter the unique 9-digit Meeting ID as provided above.

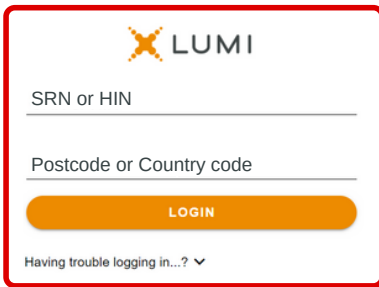
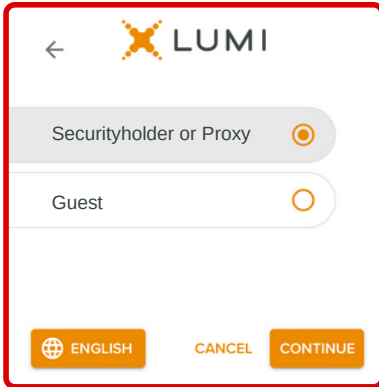
The screenshot shows the LUMI logo at the top. Below it is a text input field with the placeholder text "Enter Meeting ID". At the bottom of the screen is a grey button labeled "JOIN MEETING".

- 2 To proceed into the meeting, you will need to read and accept the Terms and Conditions

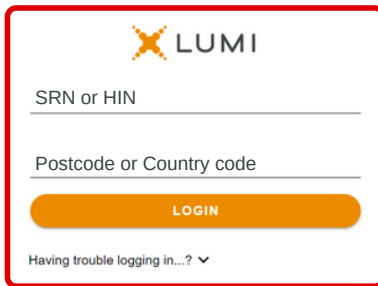
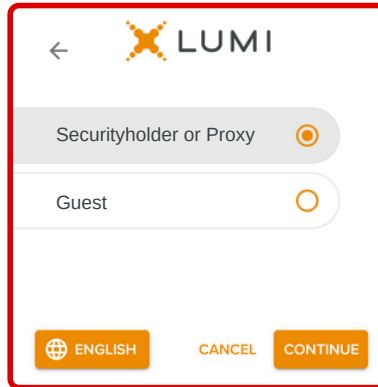
The screenshot shows the LUMI logo at the top with a back arrow to the left. Below the logo is the title "Terms and Conditions". The main text reads: "Prior to registering for the meeting, it is important that you read and accept the Terms & Conditions. To access the Terms and Conditions please click on the following link: [Terms and Conditions](#)". At the bottom, there is a checkbox with the text "I agree to all of the above terms and conditions". Below the checkbox are three buttons: "ENGLISH" (with a globe icon), "DECLINE", and "ACCEPT".

3 Select the relevant log in option to represent yourself in the meeting.
Note that only shareholders and proxies can vote and ask questions in the meeting.

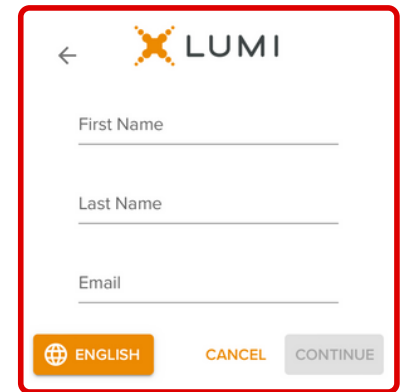
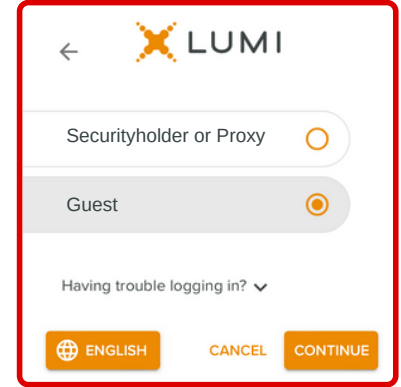
To register as a shareholder, select 'Securityholder or Proxy' and enter your SRN or HIN and Postcode or Country Code.




To register as a proxyholder, select 'Securityholder or Proxy' and you will need your username and password as provided by Link Market Services. In the 'SRN or HIN' field enter your username and in the 'Postcode or Country Code' field enter your password.




To register as a guest, select 'Guest' and enter your name and email address.




4 Once logged in, you will see the home page, which displays the meeting title and instructions.



5 On a desktop/laptop device the webcast will appear at the side automatically. On a mobile device, select the broadcast icon at the bottom of the screen to watch the webcast.



6 During the meeting, mobile users can minimise the webcast at any time by selecting the arrow by the broadcast icon. You will still be able to hear the meeting. Selecting the broadcast icon again will reopen the webcast.



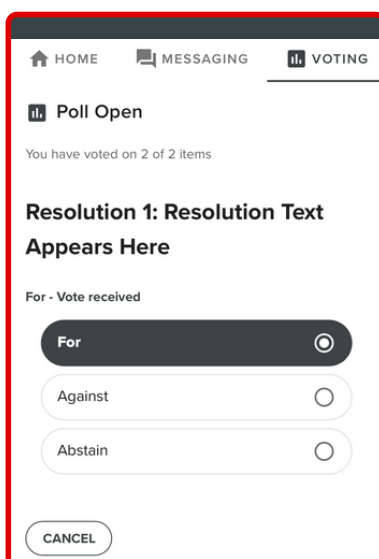
7 Desktop/laptop users can watch the webcast full screen, by selecting the full screen icon. To reduce the webcast to its original size, select the X at the top of the broadcast window.



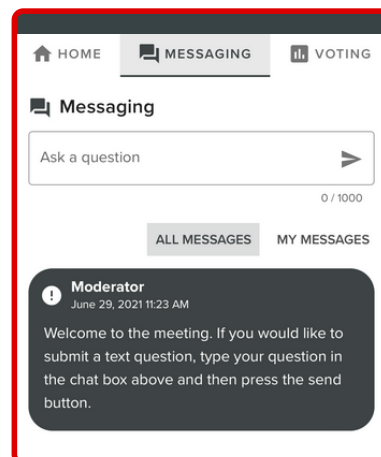
8 For shareholders and appointed proxies only. When the Chair declares the poll open:

- A voting icon will appear on screen and the meeting resolutions will be displayed
- To vote, select one of the voting options. Your response will be highlighted
- To change your vote, simply select a different option to override

There is no need to press a submit or send button. Your vote is automatically counted. Votes may be changed up to the time the Chair closes the poll.

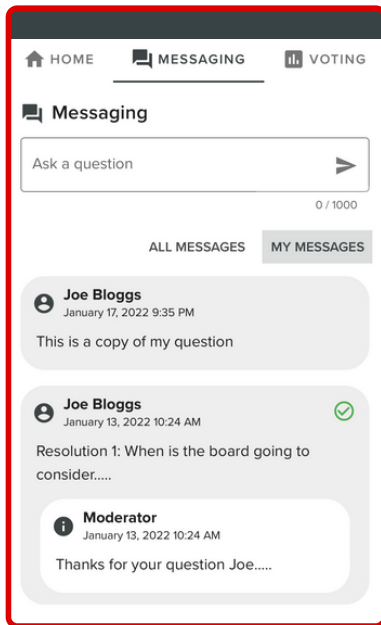


9 For shareholders and appointed proxies only. To ask a written question tap on the messaging icon, type your question in the chat box at the top of the screen and select the send icon. Confirmation that your message has been received will appear.



10 For shareholders and appointed proxies only. Questions sent via the Lumi platform may be moderated before being sent to the Chair. This is to avoid repetition and remove any inappropriate language.

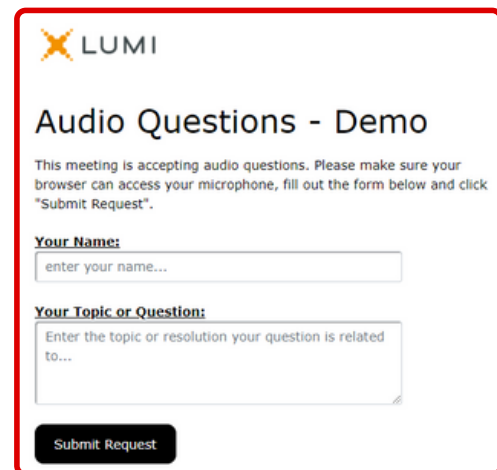
A copy of your sent questions, along with any written responses from the meeting team, can be viewed by "selecting my messages".



11 For shareholders and appointed proxies only. To ask a question verbally:

- Pause the broadcast
- Click on the link under "Asking Audio Questions" on the home tab 🏠
- Enter the requested details
- Click "Submit Request"
- Follow the audio prompts to connect

You will hear the meeting while you wait to ask your question.



Icon descriptions



Home tab - Displays meeting instructions and audio questions link



Messaging tab - Submit written questions or comments



Voting tab - View and select voting options. Only visible once the chair opens voting



Documents tab - View documents relating to the meeting, if available